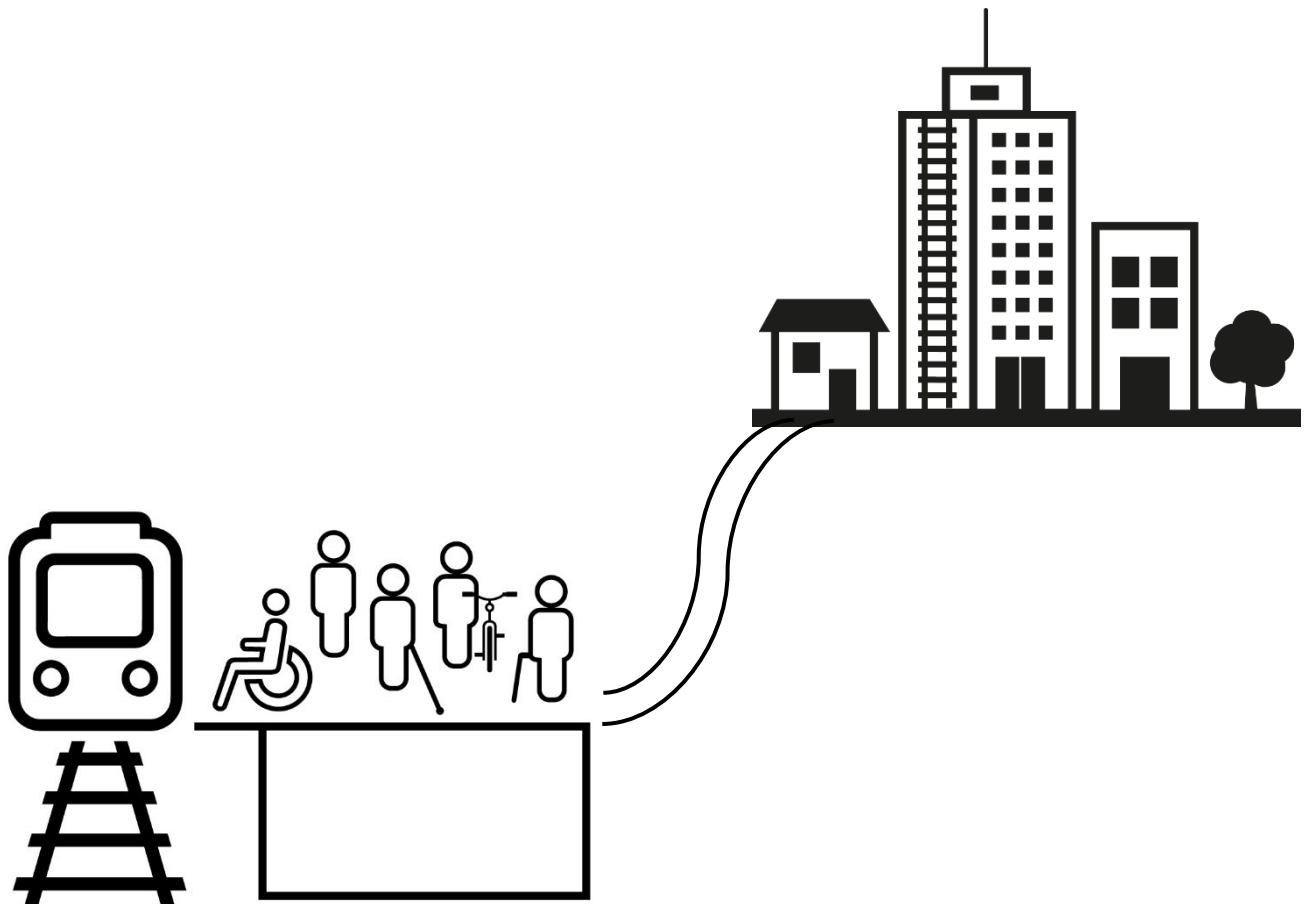


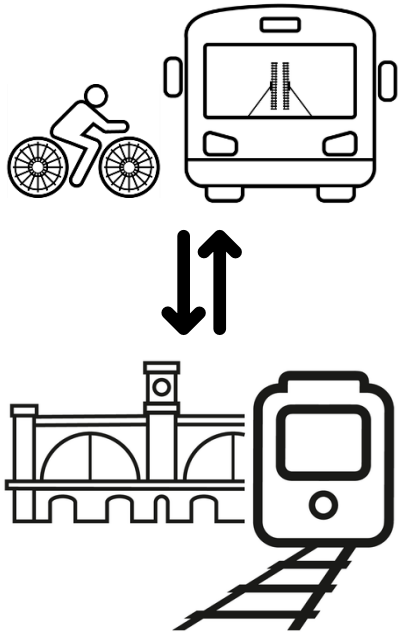
Sustainable Travel to Stations

A strategy to help make it easy and safe to get to and from train stations without cars



Easy Read Version

Introduction



This is a plan to help people get to and from stations using active or sustainable transport.

Active transport means walking, wheeling, or cycling.

Sustainable transport means bus, community, or shared transport.



The strategy sets goals to:

- increase passengers on trains
- help the environment
- make local communities better to live in


A strategy is a plan to follow for a long period of time. This strategy has goals for the year 2035.



This plan was written by Scotland's Railway and supported by local authorities. It was supported by groups representing disabled users.

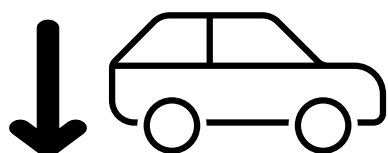


Scotland's Railway includes companies who look after the track and stations, and who run trains carrying passengers and goods.



We want to help more people get to train stations by:

- walking
- wheeling
- cycling
- taking the bus



We want fewer people to use cars to get to train stations.


Some people will need to drive. We want to improve parking for those who need a car, like Blue Badge holders.



To meet our goals, we are agreeing to work together. The railway, local authorities, Regional Transport Partnerships, and other groups need to work together.

Regional Transport Partnerships are groups that help plan and deliver transport. Regional Transport Partnerships usually represent more than one local authority.

How people get to train stations




1 in 3 people walk or wheel to get to a train station.

1 in 4 people use a car to get to a train station.

Some people cycle or use buses.

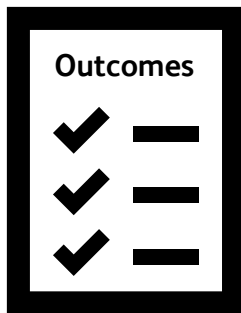
2035 Goals



By 2035, we have goals that:


- 5 in 10 people will walk or wheel to train stations
- 1 in 10 people will use a car

What the strategy will do

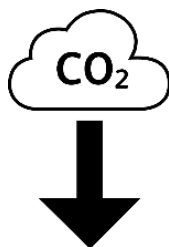


Outcomes are things the strategy will do.

The strategy has three outcomes:




- Help more people travel by train.



- Lower the impact transport makes on the environment.




- Connect stations and communities better.




This strategy will help the railway work with others to achieve these outcomes.



It will help disabled people and people on lower incomes. It says we need to plan better for disabled drivers.



It will make it easier and safer to travel where you want to go.



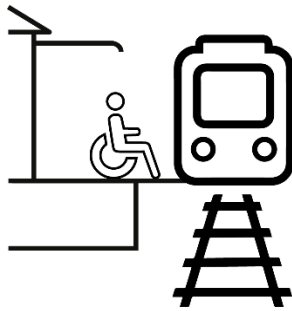
It will help people be more active and lead healthier lives. It will also improve air quality.

Integrated stations


This strategy says more stations should be integrated. Integrated stations are stations that:



- Are well-known and respected in their local area



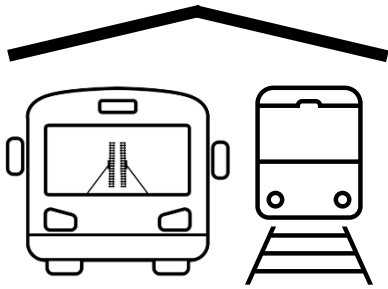
- Are accessible for disabled people when arriving, when inside the station, and when boarding the train



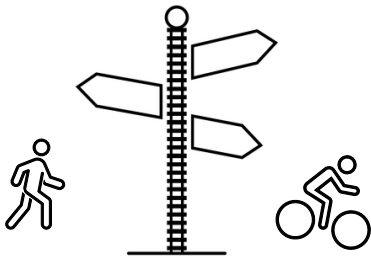
- Are easy to get to by walking, wheeling, cycling, bus, or shared transport



- Prioritise parking for disabled passengers



Creating bus and train stations in the same place will help people travel.

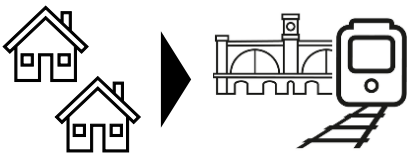


The railway needs to make it easy for people to use active and sustainable transport.


Working with other groups



The railway needs to work with other groups to make stations better for people.




Local authorities need to make it easier to get from existing and new housing to stations.




Everyone involved in planning transport must do better to make getting to stations easier.

This includes hospitals, higher education and private businesses.



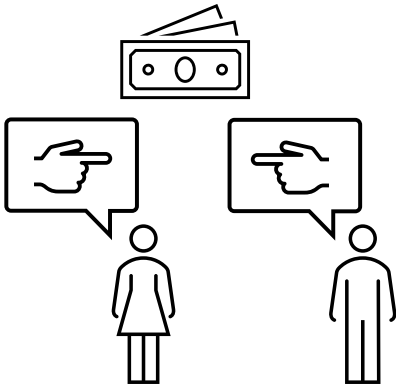
Stirling and Galashiels train stations are easy to access. They were designed with other groups. There are some other stations like this too.

We are working to make new stations in Levenmouth easy to access.




Many people agree that it is good to create integrated stations.

Integrated stations are accessible, part of a community, and easy to get to.



It can be hard to decide who pays for integrated stations.



If we work together, it will be easier to get the money to build them.

Designing integrated stations

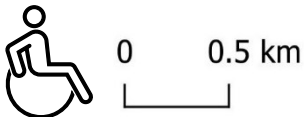


Stations are for people and communities.

Workers designing or rebuilding a station need to think about what will help people use the station.




We need to think about the journey to a station and how far people travel to get there.



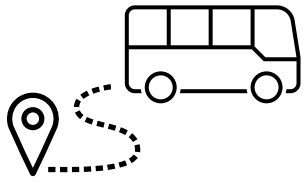
- People often wheel up to half a kilometre.



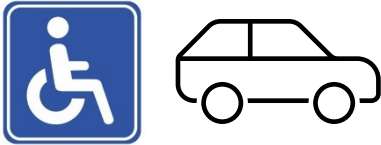
- People often walk 1 kilometre to reach a station.



- People often cycle 5 kilometres.



- People may take the bus from any distance away.



- People may drive from any distance away.



Places outside a station must focus on walking, wheeling, disabled parking, bus and taxi, and cycle parking.




The railway must work with councils to make changes up to 5 kilometres away from stations.

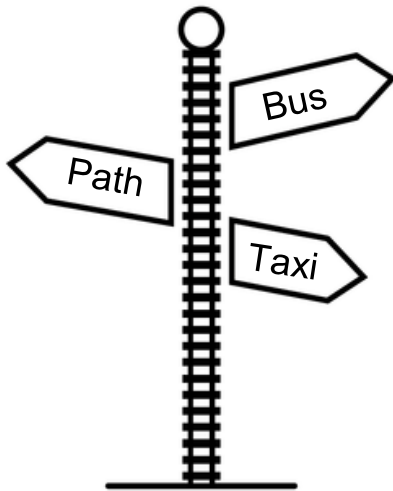
New paths should join the current walking and cycling paths.



Safe cycling paths are needed for places 1 to 5 kilometres from a station.



Places more than 5 kilometres from a station should be served by bus.



It should be easier for people to find paths, bus stops, and taxis. These need to join better to stations.

More information



The full strategy is available at [Scotland's Railway – Sustainable Travel to Stations](#).

The Sustainable Travel to Stations cover image used in this Easy Read document is copyright John Linton/Sustrans.